



去自匠工 融會 主 創



PUDU ROBOTICS

PRODUCT BROCHURE

PUDU ROBOTICS



PUDU ROBOTICS

www.pudurobotics.com global_sales@pudutech.com +86 755-26909874 (GMT+8, 9:00 to 21:00 on weekdays)

11/F, Building 2A, Shenzhen International Valley Phase 1, Dashi 1st Road, Nanshan District, Shenzhen, China

PD-PB_V1.0_20241105_EN

2024



PUDU ROBOTICS

Pudu Robotics, a global leader in the service robotics sector, is dedicated to enhancing human productivity and living standards through innovative robot technology.

With a focus on R&D, manufacturing, and sales of service robots, Pudu Robotics holds over a thousand authorized patents worldwide, encompassing a wide range of core technologies. The company's robots have been widely adopted in various industries, including dining, retail, hospitality, healthcare, entertainment, education and manufacturing. To date, Pudu Robotics has successfully shipped over 80,000 units to a variety of markets, with a presence in more than 60 countries and regions worldwide.

Global Leader in Service Robotics

TOP 1

Global Market Share *

80,000+

Shipped Globally

>80%

Market Share in Overseas Catering Industry

60+

Countries and Regions Covered

600+

Cities Covered

700+

Global Distributors

* Source: Market Research on Global Commercial Service Robotics (2023) by Frost & Sullivan



Pudu Robotics has established three core factories located in Jianhu (Yancheng), Tongxiang (Jiaying), and Dongguan in China, spanning over 100,000 m².

At full capacity, they are expected to produce 150,000 units annually, providing strong support for the global service robotics market.

- Headquarter
- R&D Center
- Factory
- Overseas Subsidiary

Global Patents and Trademarks

Pudu Robotics holds **1,616 global patents**, including pending applications. Additionally, we have **1,287 global trademark registrations** spanning **over 50 countries and regions**.

Global Certifications




* Relevant statistics as of Sep. 2024

Winning Four Major Industrial Design Awards



Revolutionizing Ten Major Industries with Smart Robotic Solutions

- Food & Beverage
- Hospitality
- Retail
- Industrial Facility
- Health Care
- Residential and Office Buildings
- Transportation and Related Service
- Education
- Entertainment & Sport
- Public Service



Commercial Delivery Robots

Enhancing delivery efficiency and brand promotion through reliable robotic solutions.



PuduBot 2

Universal Delivery Robot Relay of Classic

- PUDU VSLAM+
- Industry-leading Chassis System
- PUDU-developed Servo In-wheel Motor
- Dual Lidar, Precise Perception
- Fully Enclosed Machine Design



PUDU VSLAM+

New Generation of PUDU VSLAM Technology
 Marker-less technology reducing 75% deployment time
 Capable of operating in high-ceiling environments up to 30m



Industry-leading Chassis System Better Stability and Performance

Adapt to various road surfaces, 30% improvement in moving stability




PUDU-developed Servo In-wheel Motor

33% increase in load capacity
 16% improvement in energy utilization



High Performance LFP Battery

Operates up to 24h on a 3h charge
 6X longer battery life
 Enhanced safety and reliability



Calling and Notification Autonomous and Flexible

Support Pudu Watch, Pudu Pager, and Pudu Link, allowing one-click task assignment and management



Accessories



Fixed Cup Holder



4G Watch



Protection Case



Charging Station



BellaBot Pro

Premium Delivery & Advertising Robot.

- Versatile in Delivery, Reception, and Marketing
- Dish Recognition & Broadcast
- Smart Tray Detection
- Upgraded PUDU VSLAM+
- 65cm Superior Mobility



Mobile Marketing Ambassador

Mobile advertising screens, sized at 18.5 inches, with customizable content, including images and videos, offer comprehensive coverage for effective promotion, reaching a broader audience.



Dish Recognition & Broadcast

This technology enables BellaBot Pro to announce dish names and share valuable insights, enhancing diners' experiences with enriched information.



Aesthetic Design

BellaBot Pro, a service robot inspired by cats, features a unique cat ear design language that adds fun and friendliness.



65cm Agility -

Effortless Maneuvering in the Tightest Spaces

Delivering the smoothest mobility capability within the same size as large delivery robots, it effortlessly navigates complex restaurant environments.



Accessories



KettyBot Pro

Flexible Multitasker

- 52cm Superior Mobility
- Versatile in Delivery, Reception, and Marketing
- Smart Trays Detection
- Customer Attraction
- Extended Battery Life



Smart Tray Detection

KettyBot Pro, with 360° fisheye lenses and smart tray detection, autonomously detects the load status to improve delivery efficiency and customer satisfaction.



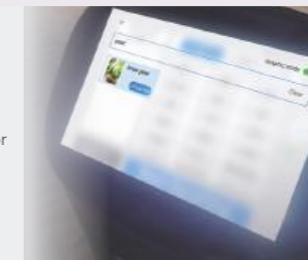
Customized Advertisement

The PUDU Business Management Platform allows for customized content on the 18.5" screen, including easy generation of an Ad playlist with personalized frequency and sequence.



Search & Guide

By searching words or clicking pictures, customers may look for the items or the store location they need, then KettyBot will guide the customers to pick up points or locations.



Two Forms for Greater Versatility

KettyBot features two forms enabled by the removable trays and rear cover. Our customers may select the form of the robot based on needs.



Automatic Navigation Planning

Laser & visual dual navigation solution helps to detect obstacles more accurately, making the robot safer.



Accessories



HolaBot

Pager & Notification Delivery Robot

- Pager & Notifications
- Sound Tracking
- 60kg Loading Capacity
- 120L Extra-Large Compartment
- IPX5 Waterproof Inner Cabin



Ultra-large Capacity

60Kg carrying capacity, volume of 120L, 4 large-capacity trays, giving restaurants a much better turnover.



IPX5 Waterproof Inner Cabin

IPX5 waterproof inner cabin can effectively resist various liquid splashes in the working environment and keep the machine body clean.



60Kg


Load Capacity

120L

Ultra-large Compartment

Air Motion

No need to touch the buttons, making it efficient and contactless.



Pager Function

Pudu HolaBot comes with pager function, allowing you to call and assign tasks to the robot at any time.



Accessory



4G Watch



PUDU Pager



Turnstiles/Automatic doors Control Components

SwiftBot

Versatile Delivery Robot

- Omnidirectional Perception
- Initiative Make-way
- Realtime Visualized Status
- Projection Interaction
- Electric Gull-wing Door



Redefining Human-robot Relationship

Even in a highly dynamic and complex environment, SwiftBot can conduct and complete its tasks with ease and surprise you with its multifunctionality and high reliability.



Automatic Electric Door

Securing safety, hygiene and privacy



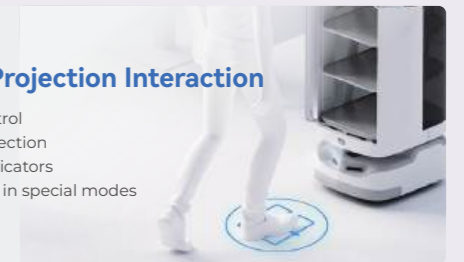
Unimpeded In-building Delivery

Safely and automatically take elevators and pass through E-gates



Innovative Projection Interaction

One step door control
Realtime path projection
Machine status indicators
Pattern interaction in special modes




Realtime Visualized Status

Every step of SwiftBot is visible and understandable



Accessory



Charging Station



PUDU Pager



Turnstiles/Automatic doors Control Components



Fixed Cup Holder



4G Watch




Elevator Control Module

FlashBot^{New}

Building Delivery Expert

- Cloud & Hardware Solutions for Elevator Control
- VSLAM+ Semi-outdoor Delivery
- Multiple Compartment Access Verifications
- IoT Full-Scope IoT Integration
- Rapid Multi-floor Deployment
- Modular Adjustable Compartments



VSLAM+ Semi-outdoor Delivery

Autonomous Elevator Control

Dual Options for Elevator Control: Cloud and Hardware. Seamless elevator management experience enhances operational efficiency.

Rapid Multi-floor Deployment

Supports rapid multi-floor map replication, enabling quick mapping and enhancing deployment efficiency and ease of operation.

Multiple Compartment Access Verifications

Supports password verification, phone number verification, and NFC sensing for compartment access

Modular Adjustable Compartments

Accessories

- Charging Station
- 4G Watch
- PUDU Pager
- Turnstiles/Automatic doors Control Components

Commercial Cleaning Robots






Ensuring thorough and consistent cleanliness with intelligent automation and transparent performance results.

PUDU CC1

Intelligent Commercial Cleaning Robot

 reddy winner 2023



-  Versatile Cleaning
-  Auto Power Charging & Auto Water Addition and Drainage
-  Diversified Consumables
-  Mobile Water Tank No Plumbing Modification
-  Dynamic Space Perception

Versatile Cleaning

Four-in-one cleaning robot



Auto Power Charging & Water Refill and Discharge

No manual intervention worry-free and labor-saving



Dynamic Space Perception

Ideal for environments that frequently change, with the ability to perform real-time route planning and intelligent touch-ups based on the current surroundings.



PUDU SLAM Navigation Solution

Powered by the PUDU SLAM positioning system, CC1 supports both visual SLAM and laser SLAM to perform tasks more efficiently in complex scenarios.



Measurable Cleaning

Cleaning results are clearly visible in the automatically generated reports



Accessories



PUDU SH1

Smart Upright Scrubber Dryer

-  Expert in heavy-duty cleaning
-  Air-liquid-debris Separation
-  Multi-dimensional Cleaning
-  Real-time Components Monitoring
-  Measurable Cleaning



Leave no mess behind

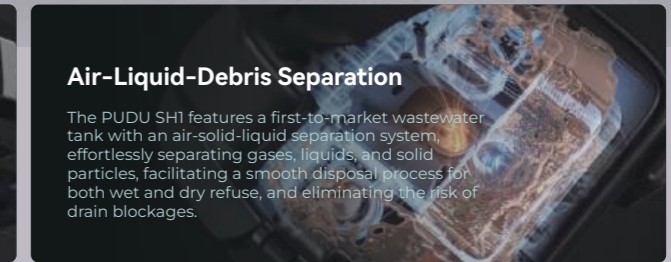
27kg **350rpm**
Brush Pressure Brush Speed

Compared to a conventional mop, SH1 saves 80% on water and cleaning agent usage and reduces cleaning time by 70%.



Air-Liquid-Debris Separation

The PUDU SH1 features a first-to-market wastewater tank with an air-solid-liquid separation system, effortlessly separating gases, liquids, and solid particles, facilitating a smooth disposal process for both wet and dry refuse, and eliminating the risk of drain blockages.



Touch Screen Interface

Featuring a 4.2-inch touch screen, enhanced with visual and audio cues for an innovative interactive experience.



Hard floor cleaning




Low-Profile Spaces Cleaning



Multi-dimensional Cleaning

Equipped with innovative accessories, the PUDU SH1 excels at cleaning vertical surfaces, effectively removing grime from glass display cases, tiled walls, mirrors, and windows with ease and precision.



360° Surround Cleaning



Edge Cleaning



PUDU MT1

AI Powered Robotic Sweeper

- No Debris Too Big or Small
- AI Trash Recognition
- AI Spot Cleaning
- User-Friendly Design
- 24/7 Continuous Operation
- Rapid Adaptation to Changing Environments



Designed for Big Venues

It's designed to tackle areas up to 100,000 square meters with professional-grade dry cleaning.

No Debris Too Big or Small

35L Trashbin Capability
70cm Practical Cleaning Width

The dual-disc brushes easily handle larger debris like leaves and bottles, while efficiently sweeping up fine dust and dirt to ensure no small particles are left behind.

Multi-sense Safety

With three-dimensional depth perception and multi-sensor fusion for navigation and obstacle avoidance, the MT1 navigates complex spaces with ease.

AI Trash Recognition

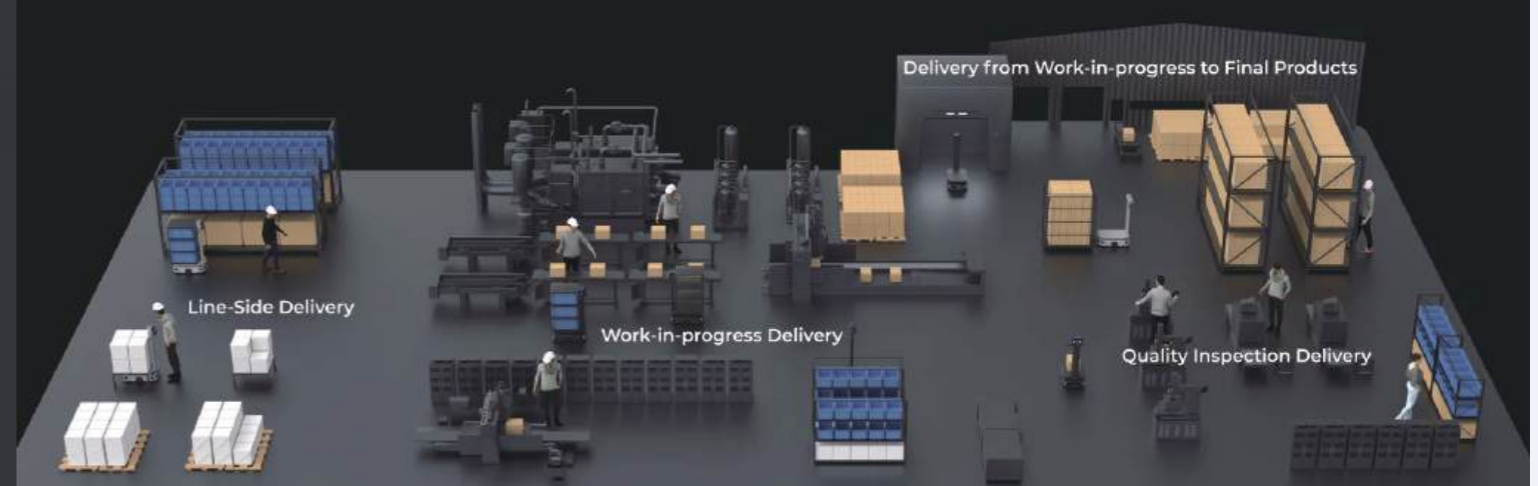
The PUDU MT1 is equipped with AI cameras that can recognize and identify various types of trash in real-time, continually learning and evolving through deep learning and database updates.

AI Spot Cleaning

5x Efficiency Increase
Targeted and Precise: the PUDU MT1 features an ultra-wide scanning field of view, effortlessly covering large areas. During the routine patrols, it accurately detects and efficiently cleans up waste, making cleaning smarter and more convenient.

Proactive Dust Control

Utilizes high-flow negative pressure ventilation and an efficient filter to trap particles in the debris box, effectively preventing secondary pollution.



Industrial Delivery Robot

Boosting industrial workflow efficiency and ensuring accurate deliveries with durable, high-performance automated technology.

PUDU T300

Industrial Delivery Robot

- 300kg Load Capacity
- Flexible VSLAM+ Deployment
- 60cm Superior Mobility
- Diversified Attachments
- 7/24 Non-stop Operation



PUDU VSLAM+

This allows the PUDU T300 to quickly adapt to changes in production layouts without the need for time-consuming reconfiguration or facility remodeling.

Auto & Semi-auto Delivery Modes

- Auto-delivery Mode
- Power-assist Mode
- Follow Mode

24/7 Non-stop Operations

Equipped with both automatic recharging and battery replacement options, it ensures uninterrupted service to fulfill round-the-clock operational requirements.

Outstanding IoT Compatibilities

There is no need to perform cumbersome system opening actions, and it can be modularly connected to the production process and applied efficiently.

Expand Your Capabilities with PUDU Attachments

- Standard Mode
- Shelf Mode
- Lifting Model
- Towing Mode


Boasting an exceptional 60cm path clearance

The T300 ensures agile maneuverability in narrow human-robot cohabited spaces

The Diverse Forms of Service Robots



Specialized Robot



Semi-humanoid Robot



Humanoid Robot

As a leader in the service robotics industry, Pudu Robotics is relentlessly innovating and exploring various robot forms. By integrating specialized robots, semi-humanoid robots, and full-humanoid robots, Pudu aims to shape the future landscape of service robotics. The development and incubation of the first semi-humanoid robot, PUDU D7, through Pudu X-Lab, signifies a significant milestone in Pudu's multi-form robot evolution. These three distinct robot types are poised to bring exceptional value to diverse application scenarios, addressing industry challenges and unlocking new opportunities.

PUDU D7

The First-Generation Semi-Humanoid Robot by Pudu Robotics




- High-Performance Computing Platform
- 360° High-Performance Omnidirectional Chassis
- Multimodal Perception
- High-Accuracy Positioning and Navigation
- High Payload Bionic Arm
- High Degree of Freedom in Mobility
- High-Performance Hybrid Control
- Generalized Learning Operations

Height	165 CM	Computing Power	200 TOPS	Battery Life	8 H+
Single Arm Reach	65 CM	Degrees of Freedom	30 DoF	Payload	20 Kg

PUDU DH11

11-DOF 5-fingered Dexterous Hand

11 Degrees of Freedom	500 g Weight	30 N Maximum Palm Finger Grip
12 Tactile Sensing Areas	1,018 Tactile Sensor Pixels	40 Kg Maximum Lifting Load



Service System

Streamline your business with Pudu Robotics' advanced service system, featuring robust management tools, intelligent interaction capabilities, comprehensive IoT solutions, and personalized customization options.

PUDU Distributor Platform

For Distributors



Manage sales leads, sub-distributors, and merchant clients, analyze robot data and customize voice and expressions to help distributors better develop and serve clients.

PUDU Merchant Management Platform & PUDU Link

For Purchasing Users



Users can monitor, call, and configure voice interactions for the robot, achieving the goal of one-stop management for digital business operations and intelligent business data.

IOT Solutions



Customized Service



More Solutions Coming Soon...

After-Sales Service

Pudu Robotics provides a comprehensive after-sales service system, offering global reach and expert assistance for quick and dependable support.

5+ Overseas Warehouses
Localized spare parts for prompt service

600+ Global Service Centers
Ensuring swift and dependable support

Remote Service
Rapid Response, Remote Guidance

On-site Service
Maintenance, Troubleshooting, Training

PUDU Service
Comprehensive After-sales Management System

Online Service
Professional Service Team, 1-Hour Response

Offline Service
Local Service Team, 48-Hour Response

Commercial Delivery Robots				
				
Product Name	BellaBot Pro	BellaBot	KettyBot Pro	PuduBot 2
Machine Dimensions	570 x 550 x 1290 mm	565 x 537 x 1290 mm	435 x 450 x 1120 mm	580 x 535 x 1290 mm
Machine Weight	55 kg	55 kg	38 kg	39 kg
Carrying Capacity	40 kg (10 kg/tray)	40 kg (10 kg/tray)	30 kg (10 kg/tray)	40 kg (13 kg/tray)
Tray Dimensions	410 x 500 mm	410 x 510 mm	352 x 340 mm	520 x 435 mm
Charging Time	4.5 h	4.5 h	3.5 h	3 h
Run-time	11 h (none load)	13 h (none load)	9 h (none load)	12 h (none load)
Cruise Speed	0.2-1.2 m/s	0.2-1.2 m/s	0.2-1.2 m/s	0.2-1.2 m/s
Path Clearance	65 cm	70 cm	52 cm	80 cm
Threshold Crossing Height	10 mm	10 mm	5 mm	10 mm
Screen	10.1-inch LCD screen and 18.5-inch LCD screen	10.1-inch LCD screen	10.1-inch LCD screen and 18.5-inch LCD screen	10.1-inch LCD screen
Trays Detection	Visual detection	Infrared detection	Visual detection	—
Charging Methods	Wired Charging (swappable battery)	Wired Charging (swappable battery)	Wired Charging & Auto Recharging (Charging station sold separately)	Wired Charging & Auto Recharging (Charging station sold separately)
Navigation Methods	Lidar and visual integrated SLAM positioning	Lidar and marker integrated SLAM positioning	Lidar and marker integrated SLAM positioning	Lidar and marker integrated SLAM positioning

Commercial Cleaning Robots			
			
Product Name	PUDU CC1	PUDU MT1	PUDU SH1
Machine Dimensions	629 x 552 x 695 mm	840 x 600 x 490 mm	490 x 530 x 1200 mm
Machine Weight	75 kg	65 kg	27 kg
Cleaning Performance	700 - 1000 m ² /h	Max 1800m ² /h (All-covered cleaning) Max 6000m ² /h (Spot Cleaning Mode)	1100-1600 m ² /h
Working Width	Sweeping 500 mm , Mopping 380 mm	700 mm (including side brushes)	440 mm
Charging Time	< 3 h	< 3 h	2.5 h
Water Tank/Trash bin Capacity	Solution Tank Capacity 15 L Recovery Tank Capacity 15 L	Dustbin Capacity 35 L	Solution Tank Capacity 4 L Recovery Tank Capacity 4 L
Run-time	5 h - 9 h (differentiated by cleaning levels)	4 - 8 h (differentiated by cleaning levels)	Standard Mode : 70min ECO mode : 100 min
Cruise Speed	0.2-1.2 m/s	0.2-1.2 m/s	Down Pressure 27 kg
Path Clearance	70 cm	75 cm	Brush Speed 350 rpm
Navigation Methods	Lidar and marker integrated SLAM positioning	VSLAM+Lidar SLAM	Suction Power 20 kPa
Charging Methods	Wired Charging (swappable battery) Auto Recharging (Charging station sold separately)	Wired Charging & Auto Recharging (Charging station sold separately)	Squeegee Width 49 cm

Commercial Delivery Robots			
			
Product Name	HolaBot	FlashBot^{new}	SwiftBot
Machine Dimensions	542 x 534 x 1228 mm	538 x 534 x 1052 mm	488 x 593 x 1288 mm
Machine Weight	55 kg	60 kg	Doorless Version 49kg Standard Version 59kg
Carrying Capacity	60 kg (15 kg /tray)	20 kg	35 kg (14kg/tray)
Tray Dimensions	390 x 360 mm, 120 L Cabin	187 x 410 x 280mm (Single) 380 x 410 x 280mm (Double)	433 x 502 mm
Charging Time	4.5 h	4 h	4.5 h
Run-time	10-24 h (none load)	8 h (none load)	9 h (none load)
Cruise Speed	0.2-1.2 m/s	0.5-1.2 m/s	0.5-1.2 m/s
Path Clearance	70 cm	70 cm	80 cm
Threshold Crossing Height	7 mm	20 mm	20 mm
Charging Methods	Wired Charging (swappable battery)	Wired Charging & Auto Recharging	Wired Charging & Auto Recharging (Charging station sold separately)
Navigation Methods	Lidar and marker integrated SLAM positioning	VSLAM+Marker+Lidar SLAM	Lidar and marker integrated SLAM positioning

Industrial Delivery Robot	
	
Product Name	PUDU T300
Machine Dimensions	835 x 500 x 1350 mm
Machine Weight	65kg (lifting functionality version is 81kg)
Maximum Loads	300 kg
Battery Capacity	30 AH
Charging Time	2 h (from 0% to 90%)
Run-time	12h (none load)
Cruise Speed	0.2-1.2 m/s
Navigation Methods	VSLAM+Lidar SLAM (compatible with marker)
Path Clearance	60 cm
Threshold Crossing Height	20 mm
Groove Crossing Width	35 mm
Charging Methods	Wired Charging (swappable battery) & Auto Recharging (Charging station sold separately)