

**LONG ARM, SINGLE NEEDLE, DROP FEED**

**7360RBL-18**

Long Arm with 18" Working Space


- Large hook and bobbin
- Side load bobbin - easy access
- With Locking Pin to avoid unequal stitches caused by feed regulator vibration
- Advanced Oiling System
- Needle bar designed to require minimal lubrication with oil retraction system

**7360RBL-25 PLAIN**

Long Arm with 25" Working Space

LARGE BOBBIN

NEW



Remember the Table, Stand and Motor for your regular machine!

**7360RBL-18-DD**

Long Arm with 18" Working Space

WITH

- Automatic Lubrication
- Automatic Reverse
- Built-in Direct Drive Motor (110v or 220v)
- Factory built solid molded casting
- Stitch Count
- Digital Controls (featuring multiple languages)
- Built-in bobbin winder
- Many more features...

NEW

**7360RBL-25-DD**


Long Arm with 25" Working Space

**AUTOMATIC FUNCTIONS**

AUTO FUNCTIONS

DIRECT DRIVE

LARGE BOBBIN



Note: The -DD version does NOT have automatic thread trim. However the -7DD version does!

**7360RBL-18-7DD**

Long Arm with 18" Working Space

FEATURES

- Built-In Direct Drive 110v Motor or 220v Motor
- Digital Controls
- Full Automatic Functions include: Auto-Trim, Footlift, Reverse and Stitch Counting
- Large hook and bobbin
- Side load bobbin - easy access
- Built-in bobbin winder.
- Needle positioning with convenient button to position needle up/down/jog
- With Locking Pin to avoid unequal stitches caused by feed regulator vibration
- Advanced Oiling System
- Needle bar designed to require minimal lubrication with oil retraction system
- Variable speed control and maximum speed settings
- Reverse knuckle switch (inseam tack button)
- Advanced programmed stitching

**7360RBL-25-7DD**


Long Arm with 25" Working Space

**FULL AUTOMATIC FUNCTIONS**

FULL AUTO FUNCTION

DIRECT DRIVE

LARGE BOBBIN



NEW



It doesn't get easier than that!

# SINGLE NEEDLE, DROP FEED, DIRECT-DRIVE, FULL-FUNCTION MACHINES

## FULL AUTOMATIC FUNCTIONS:

- Automatic Reverse
- Auto Thread Trim
- Fully Automatic Lubrication
- Automatic Lubrication
- Stitch Count
- Digital Controls (featuring multiple languages)
- Built-in bobbin winder

### 7360R-7DD-2



FULL AUTO FUNCTION



### 7360RH-7DD-2



FULL AUTO FUNCTION



## SINGLE NEEDLE HEAVY DUTY

Also Available:

### 7360R-7DD-SS

with Stainless Steel Bed Plate

### 7360RB-7DD-3



FULL AUTO FUNCTION

#### LARGE BOBBIN



## SINGLE NEEDLE LARGE BOBBIN

## LARGE BOBBIN

### 7360RB-7DD-DSM



FULL AUTO FUNCTION



## Programmable with Pre-Programmed Stitch Patterns

Available in 110vac or 220vac

Some of the models may vary from the picture as to color, shape, location of controls, due to manufacturing changes, but the features will be the same or more.

Specifications, appearance & prices subject to change without notice.

June, 2023

©2023 Consew USA -0623



# SINGLE NEEDLE, DROP FEED, DIRECT-DRIVE MACHINES

## 7360R-2DD-1



Bobbin winder  
(No auto functions)



Built-in Motor

## 7360RB-3DD



LARGE BOBBIN  
Sews Decorative Stitches  
Bobbin winder  
(No auto functions)



Built-in Motor

# ULTRA HIGHSPEED, SINGLE-NEEDLE, DROP FEED MACHINES

## 7360R-2SS

LOCKSTITCH MACHINE  
with Stainless Steel Bed Plate,  
Automatic Lubrication, Reverse Feed,  
Japanese Components

Also available:

### 7360R-2

without the stainless steel base



Model 7360R-2SS

## 7360RB-3

Large Bobbin

With  
Automatic  
Lubrication  
Reverse Feed  
Japanese  
Components



Model 7360RB-3

## 7360RH-2

Heavy Duty



Model 7360RH-2

Changeable needle plate, feed dog, foot, stitch regulator,  
hook and needle bar for maximum flexibility

Some of the models may vary from the picture as to color, shape, location of controls, due to manufacturing changes, but the features will be the same or more.

\* Specifications and prices subject to change without notice.

**THE QUALITY GOES IN  
 BEFORE THE NAME GOES ON**

June, 2023

©2023 Consew USA -0623

**SINGLE NEEDLE  
 MACHINES ON  
 PAGES 1 - 3**

Note: Some of the models may vary from the picture as to color, shape, location of controls, due to manufacturing changes, but the features will be the same or more.


4

**BLINDSTITCH MACHINES**

**75T**

**PORTABLE BLINDSTITCH**  
 SWING-DOWN CYLINDER ARM,  
 METAL SWING PLATE

ADJUSTABLE THREAD TENSION  
 1 to 1 NON-SKIP STITCH  
 AND 2 to 1 SKIP STITCH  
 AVAILABLE 220V



**NEW AND IMPROVED**

Standard 110V. Motor and Foot Control Included

Easily clamps to table.  
 Table clamp included.

**CM101**

**SINGLE THREAD, CHAINSTITCH BLINDSTITCH MACHINE**


Does in 5 minutes what would take an hour by hand

With Skip And Non-Skip Stitch Lever,  
 Swing-Down, Narrow Cylinder Arm,  
 Adjustable Thread Tension  
 1 To 1 Non-Skip Stitch  
 & 2 to 1 Skip Stitch



**DCS-S4 SKIVING MACHINE**

- Fortuna-type knife, shoe & plate
- Skiving width up to 2"
- Waste removing device



Speed, Max. (R.P.M.)	1100 *
Working Width	up to 2" (50 mm) skive
Barre Grinding Wheel and Presser Feet	Fully interchangeable with similar equipment

**BAG CLOSING MACHINES**

**C10NS BAG CLOSER**

With Oil Lubrication System

HEAVY DUTY,  
 SINGLE THREAD  
 CHAINSTITCH  
 BAG CLOSING MACHINE  
 WITH  
 TOTALLY ENCLOSED /  
 SEALED MOTOR  
 TRIGGER-TYPE SWITCH  
 PROTECTED CUTTING BLADES



AVAILABLE 220V

Plus:  
**WE HAVE THREAD!**  
 Call about bag-closing thread available direct from Consew!



**CN-7A "TUFFY"**

HEAVY DUTY, SINGLE THREAD,  
 CHAINSTITCH  
 BAG CLOSING MACHINE

featuring an  
**EXTRA HEAVY FEED DOG**  
 WITH


- TOTALLY ENCLOSED / SEALED MOTOR
- SAFETY PLASTIC HANDLE
- TRIGGER-TYPE SWITCH
- PROTECTED CUTTING BLADES



AVAILABLE 220V

**NP-7A**

**NEWLONG**   
 Industrial Co., Ltd.  
 Tokyo, Japan



AVAILABLE 220V

For closing of all kinds of bags. Single thread chain stitch, with simple mechanism for easier maintenance. NP-7A now comes with a tough, durable plastic handle and auto-lubrication, plus automatic thread cutting.