



C20S Specs

- **Colors Available:** White
- **Street Legal LSV Option:** Upgrade available WITH 17 Digit VIN

Power

- **Motor Type:** 5kW
- **Controller:** 450 Amp Programmable Controller
- **Speed:** Standard Speed 19 mph (programmable up to 25 mph)
- **Battery:** (8) Maintenance Free 6V Batteries or Lithium Upgrade (51V/ 105 Amp or 70.4V/ 105 Amp)
- **Charger:** Onboard - 15 Amp 120V
- **Battery Level Indicator:** Digital
- **Speedometer Package:** Included

Body

- **Chassis:** Heavy Duty A-Frame Powder Coated Steel
- **Component Dimensions:** Open Cargo Box: 44" x 36" x 10"
- **Canopy:** Black Roof
- **Water Resistant seats:** Dark Brown Stitched Seat

Safety Features

- **Full Light Package:** LED Headlights, Tail Lights, Brake Lights, Rev Buzzer, Turn Signal, Rear Mirrors
- **Seat Belts:** Lap Belts - Included
- **USB Power Source:** Dual 12V Plugs
- **Brakes:** 4 Wheel Premium Hydraulic Disc Brakes
- **Park Brake:** Electronic Motor Brake
- **Gear Selection:** Forward / Neutral / Reverse
- **Windshield:** Folding Windshield Standard - DOT Safety Available (with electric wiper)

Steering & Suspension

- **Steering Mechanism:** Self-Adjusting Rack and Pinion
- **Suspension (Front/Rear):** Heavy Duty Coil Over Shocks
- **Tires:** DOT 205/50 - 10"/6-ply
- **Wheels & Tires:** Aluminum Rims Standard with 205/50 - 10"/6-ply
- **Drivetrain:** 14:1 High Speed Rear Axle

Dimensions

- **Ground Clearance:** 5" Standard
- **Total Vehicle Capacity:** 2 Passenger
- **Warranty:** 2 Year Limited
- **Payload:** 1000 lbs
- **Tow Capacity:** 500 lbs (On flat smooth terrain)
- **Turning Radius:** 120"
- **Overall Dimensions LxWxH:** 96inx48inx72in





C20U Specs

- **Colors Available:** White
- **Street Legal LSV Option:** Upgrade available WITH 17 Digit VIN

Power

- **Motor Type:** 5kW
- **Controller:** 450 Amp Programmable Controller
- **Speed:** Standard Speed 19 mph (programmable up to 25 mph)
- **Battery:** (8) Maintenance Free 6V Batteries or Lithium Upgrade (51V/ 105 Amp or 70.4V/ 105 Amp)
- **Charger:** Onboard - 15 Amp 120V
- **Battery Level Indicator:** Digital
- **Speedometer Package:** Included

Body

- **Chassis:** Heavy Duty A-Frame Powder Coated Steel
- **Component Dimensions:** 6' Utility Bed
- **Canopy:** Black Roof
- **Water Resistant seats:** Dark Brown Stitched Seat

Safety Features


- **Full Light Package:** LED Headlights, Tail Lights, Brake Lights, Rev Buzzer, Turn Signal, Rear Mirrors
- **Seat Belts:** Lap Belts - Included
- **USB Power Source:** Dual 12V Plugs
- **Brakes:** 4 Wheel Premium Hydraulic Disc Brakes
- **Park Brake:** Electronic Motor Brake
- **Gear Selection:** Forward / Neutral / Reverse
- **Windshield:** Folding Windshield Standard - DOT Safety Available (with electric wiper)


Steering & Suspension

- **Steering Mechanism:** Self-Adjusting Rack and Pinion
- **Suspension (Front/Rear):** Heavy Duty Coil Over Shocks
- **Tires:** DOT 205/50 - 10"/6-ply
- **Wheels & Tires:** Aluminum Rims Standard with 205/50 - 10"/6-ply
- **Drivetrain:** 16:1 High Speed Rear Axle

Dimensions

- **Ground Clearance:** 5" Standard
- **Total Vehicle Capacity:** 2 Passenger
- **Warranty:** 2 Year Limited
- **Payload:** 1200 lbs
- **Tow Capacity:** 500 lbs (On flat smooth terrain)
- **Turning Radius:** 120"
- **Overall Dimensions LxWxH:** 144inx48inx76in





C20UL Specs

- **Colors Available:** White
- **Street Legal LSV Option:** Upgrade available WITH 17 Digit VIN

Power

- **Motor Type:** 5kW
- **Controller:** 450 Amp Programmable Controller
- **Speed:** Standard Speed 19 mph (programmable up to 25 mph)
- **Battery:** (8) Maintenance Free 6V Batteries or Lithium Upgrade (51V/ 105 Amp or 70.4V/ 105 Amp)
- **Charger:** Onboard - 15 Amp 120V
- **Battery Level Indicator:** Digital
- **Speedometer Package:** Included

Body

- **Chassis:** Heavy Duty A-Frame Powder Coated Steel
- **Component Dimensions:** 6' Utility Bed
- **Canopy:** Black Roof
- **Water Resistant seats:** Dark Brown Stitched Seat

Safety Features


- **Full Light Package:** LED Headlights, Tail Lights, Brake Lights, Rev Buzzer, Turn Signal, Rear Mirrors
- **Seat Belts:** Lap Belts - Included
- **USB Power Source:** Dual 12V Plugs
- **Brakes:** 4 Wheel Premium Hydraulic Disc Brakes
- **Park Brake:** Electronic Motor Brake
- **Gear Selection:** Forward / Neutral / Reverse
- **Windshield:** Folding Windshield Standard - DOT Safety Available (with electric wiper)

Steering & Suspension

- **Steering Mechanism:** Self-Adjusting Rack and Pinion
- **Suspension (Front/Rear):** Heavy Duty Coil Over Shocks
- **Tires:** DOT 205/50 23X10.5 4 ply
- **Wheels & Tires:** Aluminum Rims Standard with 205/50 23X10.5 4 ply
- **Drivetrain:** 16:1 High Speed Rear Axle

Dimensions

- **Ground Clearance:** 9" Standard
- **Total Vehicle Capacity:** 2 Passenger
- **Warranty:** 2 Year Limited
- **Payload:** 1200 lbs
- **Tow Capacity:** 500 lbs (On flat smooth terrain)
- **Turning Radius:** 120"
- **Overall Dimensions LxWxH:** 144inx48inx84in





C20V Specs

- **Colors Available:** White
- **Street Legal LSV Option:** Upgrade available WITH 17 Digit VIN

Power

- **Motor Type:** 5kW
- **Controller:** 450 Amp Programmable Controller
- **Speed:** Standard Speed 19 mph (programmable up to 25 mph)
- **Battery:** (8) Maintenance Free 6V Batteries or Lithium Upgrade (51V/ 105 Amp or 70.4V/ 105 Amp)
- **Charger:** Onboard - 15 Amp 120V
- **Battery Level Indicator:** Digital
- **Speedometer Package:** Included

Body

- **Chassis:** Heavy Duty A-Frame Powder Coated Steel
- **Component Dimensions:** Cargo Van with Side and Rear Doors. Box Measures Approx 66"x46"x44"
- **Canopy:** Black Roof
- **Water Resistant seats:** Dark Brown Stitched Seat

Safety Features


- **Full Light Package:** LED Headlights, Tail Lights, Brake Lights, Rev Buzzer, Turn Signal, Rear Mirrors
- **Seat Belts:** Lap Belts - Included
- **USB Power Source:** Dual 12V Plugs
- **Brakes:** 4 Wheel Premium Hydraulic Disc Brakes
- **Park Brake:** Electronic Motor Brake
- **Gear Selection:** Forward / Neutral / Reverse
- **Windshield:** Folding Windshield Standard - DOT Safety Available (with electric wiper)

Steering & Suspension

- **Steering Mechanism:** Self-Adjusting Rack and Pinion
- **Suspension (Front/Rear):** Heavy Duty Coil Over Shocks
- **Tires:** DOT 205/50 10"6 - ply
- **Wheels & Tires:** Aluminum Rims Standard with 205/50 10"6 - ply
- **Drivetrain:** 16:1 High Speed Rear Axle

Dimensions

- **Ground Clearance:** 5"
- **Total Vehicle Capacity:** 2 Passenger
- **Warranty:** 2 Year Limited
- **Payload:** 1000 lbs
- **Tow Capacity:** 500 lbs (On flat smooth terrain)
- **Turning Radius:** 144"
- **Overall Dimensions LxWxH:** 120inx48inx72in





C30AMB Specs

- **Colors Available:** White
- **Street Legal LSV Option:** Upgrade available WITH 17 Digit VIN

Power

- **Motor Type:** 5kW
- **Controller:** 450 Amp Programmable Controller
- **Speed:** Standard Speed 19 mph (programmable up to 25 mph)
- **Battery:** (8) Maintenance Free 6V Batteries or Lithium Upgrade (51V/ 105 Amp or 70.4V/ 105 Amp)
- **Charger:** Onboard - 15 Amp 120V
- **Battery Level Indicator:** Digital
- **Speedometer Package:** Included

Body

- **Chassis:** Heavy Duty A-Frame Powder Coated Steel
- **Medic Cart:** Stretcher Platform, Utility Box
- **Component Dimensions:** 6' Utility Bed
- **Canopy:** Black Roof
- **Water Resistant seats:** Dark Brown Stitched Seat

Safety Features


- **Full Light Package:** LED Headlights, Tail Lights, Brake Lights, Rev Buzzer, Turn Signal, Strobe Light, PA System, Rear Mirrors
- **Seat Belts:** Lap Belts - Included
- **USB Power Source:** Dual 12V Plugs
- **Brakes:** 4 Wheel Premium Hydraulic Disc Brakes
- **Park Brake:** Electronic Motor Brake
- **Gear Selection:** Forward / Neutral / Reverse
- **Windshield:** Folding Windshield Included with Canopy

Steering & Suspension

- **Steering Mechanism:** Self-Adjusting Rack and Pinion
- **Suspension (Front/Rear):** Heavy Duty Coil Over Shocks
- **Tires:** DOT 205/50 - 10"/6-ply
- **Wheels & Tires:** Aluminum Rims Standard with 205/50 - 10"/6-ply
- **Drivetrain:** 14:1 High Speed Rear Axle

Dimensions

- **Ground Clearance:** 5" Standard
- **Total Vehicle Capacity:** 2 Passenger + Gurney for Injured
- **Warranty:** 2 Year Limited
- **Payload:** 1200 lbs
- **Turning Radius:** 120"
- **Overall Dimensions LxWxH:** 120inx48inx72in





C30AMBL Specs

- **Colors Available:** White
- **Street Legal LSV Option:** Upgrade available WITH 17 Digit VIN

Power

- **Motor Type:** 5kW
- **Controller:** 450 Amp Programmable Controller
- **Speed:** Standard Speed 19 mph (programmable up to 25 mph)
- **Battery:** (8) Maintenance Free 6V Batteries or Lithium Upgrade (51V/ 105 Amp or 70.4V/ 105 Amp)
- **Charger:** Onboard - 15 Amp 120V
- **Battery Level Indicator:** Digital
- **Speedometer Package:** Included

Body

- **Chassis:** Heavy Duty A-Frame Powder Coated Steel
- **Medic Cart:** Stretcher Platform, Utility Box
- **Component Dimensions:** 6' Utility Bed
- **Canopy:** Black Roof
- **Water Resistant seats:** Dark Brown Stitched Seat

Safety Features


- **Full Light Package:** LED Headlights, Tail Lights, Brake Lights, Rev Buzzer, Turn Signal, Strobe Light, PA System, Rear Mirrors
- **Seat Belts:** Lap Belts - Included
- **USB Power Source:** Dual 12V Plugs
- **Brakes:** 4 Wheel Premium Hydraulic Disc Brakes
- **Park Brake:** Electronic Motor Brake
- **Gear Selection:** Forward / Neutral / Reverse
- **Windshield:** Folding Windshield Included with Canopy

Steering & Suspension

- **Steering Mechanism:** Self-Adjusting Rack and Pinion
- **Suspension (Front/Rear):** Heavy Duty Coil Over Shocks
- **Tires:** DOT 205/50 23X10.5 4 ply
- **Wheels & Tires:** Aluminum Rims Standard with 205/50 23X10.5 4 ply
- **Drivetrain:** 14:1 High Speed Rear Axle

Dimensions

- **Ground Clearance:** 10"
- **Total Vehicle Capacity:** 2 Passenger + Gurney for Injured
- **Warranty:** 2 Year Limited
- **Payload:** 1200 lbs
- **Turning Radius:** 120"
- **Overall Dimensions LxWxH:** 144inx51inx82in





C40 Specs

- **Colors Available:** White
- **Street Legal LSV Option:** Upgrade available WITH 17 Digit VIN

Power

- **Motor Type:** 5kW
- **Controller:** 450 Amp Programmable Controller
- **Speed:** Standard Speed 19 mph (programmable up to 25 mph)
- **Battery:** (8) Maintenance Free 6V Batteries or Lithium Upgrade (51V/ 105 Amp or 70.4V/ 105 Amp)
- **Charger:** Onboard - 15 Amp 120V
- **Battery Level Indicator:** Digital
- **Speedometer Package:** Included

Body

- **Chassis:** Heavy Duty A-Frame Powder Coated Steel
- **Canopy:** Black Roof
- **Water Resistant seats:** Dark Brown Stitched Seat

Safety Features


- **Full Light Package:** LED Headlights, Tail Lights, Brake Lights, Rev Buzzer, Turn Signal, Rear Mirrors
- **Seat Belts:** Lap Belts - Included
- **USB Power Source:** Dual 12V Plugs
- **Brakes:** 4 Wheel Premium Hydraulic Disc Brakes
- **Park Brake:** Electronic Motor Brake
- **Gear Selection:** Forward / Neutral / Reverse
- **Windshield:** Folding Windshield Standard - DOT Safety Available (with electric wiper)

Steering & Suspension

- **Steering Mechanism:** Self-Adjusting Rack and Pinion
- **Suspension (Front/Rear):** Heavy Duty Coil Over Shocks
- **Tires:** DOT 205/50 - 10"/6-ply
- **Wheels & Tires:** Aluminum Rims Standard with 205/50 - 10"/6-ply
- **Drivetrain:** 14:1 High Speed Rear Axle

Dimensions

- **Ground Clearance:** 5" Standard
- **Total Vehicle Capacity:** 4 Passenger
- **Warranty:** 2 Year Limited
- **Turning Radius:** 120"
- **Overall Dimensions LxWxH:** 9ftx44inx71in





C40FS Specs

- **Colors Available:** White
- **Street Legal LSV Option:** Upgrade available WITH 17 Digit VIN

Power

- **Motor Type:** 5kW
- **Controller:** 450 Amp Programmable Controller
- **Speed:** Standard Speed 19 mph (programmable up to 25 mph)
- **Battery:** (8) Maintenance Free 6V Batteries or Lithium Upgrade (51V/ 105 Amp or 70.4V/ 105 Amp)
- **Charger:** Onboard - 15 Amp 120V
- **Battery Level Indicator:** Digital
- **Speedometer Package:** Included

Body

- **Chassis:** Heavy Duty A-Frame Powder Coated Steel
- **Component Dimensions:** Open Cargo Box: 44" x 36" x 10"
- **Canopy:** Black Roof
- **Water Resistant seats:** Dark Brown Stitched Seat

Safety Features


- **Full Light Package:** LED Headlights, Tail Lights, Brake Lights, Rev Buzzer, Turn Signal, Rear Mirrors
- **Seat Belts:** Lap Belts - Included
- **USB Power Source:** Dual 12V Plugs
- **Brakes:** 4 Wheel Premium Hydraulic Disc Brakes
- **Park Brake:** Electronic Motor Brake
- **Gear Selection:** Forward / Neutral / Reverse
- **Windshield:** Folding Windshield Standard - DOT Safety Available (with electric wiper)

Steering & Suspension

- **Steering Mechanism:** Self-Adjusting Rack and Pinion
- **Suspension (Front/Rear):** Heavy Duty Coil Over Shocks
- **Tires:** DOT 205/50 - 10"/6-ply
- **Wheels & Tires:** Aluminum Rims Standard with 205/50 - 10"/6-ply
- **Drivetrain:** 14:1 High Speed Rear Axle

Dimensions

- **Ground Clearance:** 5" Standard
- **Total Vehicle Capacity:** 4 Passenger
- **Warranty:** 2 Year Limited
- **Payload:** 500 lbs
- **Turning Radius:** 120"
- **Overall Dimensions LxWxH:** 144inx44inx71in





C40FLS Specs

- **Colors Available:** White
- **Street Legal LSV Option:** Upgrade available WITH 17 Digit VIN

Power

- **Motor Type:** 5kW
- **Controller:** 450 Amp Programmable Controller
- **Speed:** Standard Speed 19 mph (programmable up to 25 mph)
- **Battery:** (8) Maintenance Free 6V Batteries or Lithium Upgrade (51V/ 105 Amp or 70.4V/ 105 Amp)
- **Charger:** Onboard - 15 Amp 120V
- **Battery Level Indicator:** Digital
- **Speedometer Package:** Included

Body

- **Chassis:** Heavy Duty A-Frame Powder Coated Steel
- **Component Dimensions:** Open Cargo Box: 44" x 36" x 10"
- **Canopy:** Black Roof
- **Water Resistant seats:** Dark Brown Stitched Seat

Safety Features


- **Full Light Package:** LED Headlights, Tail Lights, Brake Lights, Rev Buzzer, Turn Signal, Rear Mirrors
- **Seat Belts:** Lap Belts - Included
- **USB Power Source:** Dual 12V Plugs
- **Brakes:** 4 Wheel Premium Hydraulic Disc Brakes
- **Park Brake:** Electronic Motor Brake
- **Gear Selection:** Forward / Neutral / Reverse
- **Windshield:** Folding Windshield Standard - DOT Safety Available (with electric wiper)

Steering & Suspension

- **Steering Mechanism:** Self-Adjusting Rack and Pinion
- **Suspension (Front/Rear):** Heavy Duty Coil Over Shocks
- **Tires:** DOT 205/50 23X10.5 4 ply
- **Wheels & Tires:** Aluminum Rims Standard with 205/50 23X10.5 4 ply
- **Drivetrain:** 14:1 High Speed Rear Axle

Dimensions

- **Ground Clearance:** 10"
- **Total Vehicle Capacity:** 4 Passenger
- **Warranty:** 2 Year Limited
- **Payload:** 500 lbs
- **Turning Radius:** 120"
- **Overall Dimensions LxWxH:** 144inx51inx82in





C40L Specs

- **Colors Available:** White
- **Street Legal LSV Option:** Upgrade available WITH 17 Digit VIN

Power

- **Motor Type:** 5kW
- **Controller:** 450 Amp Programmable Controller
- **Speed:** Standard Speed 19 mph (programmable up to 25 mph)
- **Battery:** (8) Maintenance Free 6V Batteries or Lithium Upgrade (51V/ 105 Amp or 70.4V/ 105 Amp)
- **Charger:** Onboard - 15 Amp 120V
- **Battery Level Indicator:** Digital
- **Speedometer Package:** Included

Body

- **Chassis:** Heavy Duty A-Frame Powder Coated Steel
- **Canopy:** Black Roof
- **Water Resistant seats:** Dark Brown Stitched Seat

Safety Features


- **Full Light Package:** LED Headlights, Tail Lights, Brake Lights, Rev Buzzer, Turn Signal, Rear Mirrors
- **Seat Belts:** Lap Belts - Included
- **USB Power Source:** Dual 12V Plugs
- **Brakes:** 4 Wheel Premium Hydraulic Disc Brakes
- **Park Brake:** Electronic Motor Brake
- **Gear Selection:** Forward / Neutral / Reverse
- **Windshield:** Folding Windshield Standard - DOT Safety Available (with electric wiper)

Steering & Suspension

- **Steering Mechanism:** Self-Adjusting Rack and Pinion
- **Suspension (Front/Rear):** Heavy Duty Coil Over Shocks
- **Tires:** DOT 205/50 23X10.5 4 ply
- **Wheels & Tires:** Aluminum Rims Standard with 205/50 23X10.5 4 ply
- **Drivetrain:** 14:1 High Speed Rear Axle

Dimensions

- **Ground Clearance:** 10"
- **Total Vehicle Capacity:** 4 Passenger
- **Warranty:** 2 Year Limited
- **Turning Radius:** 120"
- **Overall Dimensions LxWxH:** 9ftx51inx82in





C60 Specs

- **Colors Available:** White
- **Street Legal LSV Option:** Upgrade available WITH 17 Digit VIN

Power

- **Motor Type:** 5kW
- **Controller:** 450 Amp Programmable Controller
- **Speed:** Standard Speed 19 mph (programmable up to 25 mph)
- **Battery:** (8) Maintenance Free 6V Batteries or Lithium Upgrade (51V/ 105 Amp or 70.4V/ 105 Amp)
- **Charger:** Onboard - 15 Amp 120V
- **Battery Level Indicator:** Digital
- **Speedometer Package:** Included

Body

- **Chassis:** Heavy Duty A-Frame Powder Coated Steel
- **Canopy:** Black Roof
- **Water Resistant seats:** Dark Brown Stitched Seat

Safety Features


- **Full Light Package:** LED Headlights, Tail Lights, Brake Lights, Rev Buzzer, Turn Signal, Rear Mirrors
- **Seat Belts:** Lap Belts - Included
- **USB Power Source:** Dual 12V Plugs
- **Brakes:** 4 Wheel Premium Hydraulic Disc Brakes
- **Park Brake:** Electronic Motor Brake
- **Gear Selection:** Forward / Neutral / Reverse
- **Windshield:** Folding Windshield Standard - DOT Safety Available (with electric wiper)

Steering & Suspension

- **Steering Mechanism:** Self-Adjusting Rack and Pinion
- **Suspension (Front/Rear):** Heavy Duty Coil Over Shocks
- **Tires:** DOT 205/50 - 10"/6-ply
- **Wheels & Tires:** Aluminum Rims Standard with 205/50 - 10"/6-ply
- **Drivetrain:** 14:1 High Speed Rear Axle

Dimensions

- **Ground Clearance:** 5" Standard
- **Total Vehicle Capacity:** 6 Passenger
- **Warranty:** 2 Year Limited
- **Turning Radius:** 140"
- **Overall Dimensions LxWxH:** 144inx44inx71in





C60L Specs

- **Colors Available:** White
- **Street Legal LSV Option:** Upgrade available WITH 17 Digit VIN

Power

- **Motor Type:** 5kW
- **Controller:** 450 Amp Programmable Controller
- **Speed:** Standard Speed 19 mph (programmable up to 25 mph)
- **Battery:** (8) Maintenance Free 6V Batteries or Lithium Upgrade (51V/ 105 Amp or 70.4V/ 105 Amp)
- **Charger:** Onboard - 15 Amp 120V
- **Battery Level Indicator:** Digital
- **Speedometer Package:** Included

Body

- **Chassis:** Heavy Duty A-Frame Powder Coated Steel
- **Canopy:** Black Roof
- **Water Resistant seats:** Dark Brown Stitched Seat

Safety Features


- **Full Light Package:** LED Headlights, Tail Lights, Brake Lights, Rev Buzzer, Turn Signal, Rear Mirrors
- **Seat Belts:** Lap Belts - Included
- **USB Power Source:** Dual 12V Plugs
- **Brakes:** 4 Wheel Premium Hydraulic Disc Brakes
- **Park Brake:** Electronic Motor Brake
- **Gear Selection:** Forward / Neutral / Reverse
- **Windshield:** Folding Windshield Standard - DOT Safety Available (with electric wiper)

Steering & Suspension

- **Steering Mechanism:** Self-Adjusting Rack and Pinion
- **Suspension (Front/Rear):** Heavy Duty Coil Over Shocks
- **Tires:** DOT 205/50 23X10.5 4 ply
- **Wheels & Tires:** Aluminum Rims Standard with 205/50 23X10.5 4 ply
- **Drivetrain:** 14:1 High Speed Rear Axle

Dimensions

- **Ground Clearance:** 10"
- **Total Vehicle Capacity:** 6 Passenger
- **Warranty:** 2 Year Limited
- **Turning Radius:** 140"
- **Overall Dimensions LxWxH:** 144inx51inx82in





C70W Specs

- **Colors Available:** White
- **Street Legal LSV Option:** Upgrade available WITH 17 Digit VIN

Power

- **Motor Type:** 5kW
- **Controller:** 450 Amp Programmable Controller
- **Speed:** Standard Speed 19 mph (programmable up to 25 mph)
- **Battery:** (8) Maintenance Free 6V Batteries or Lithium Upgrade (51V/ 105 Amp or 70.4V/ 105 Amp)
- **Charger:** Onboard - 15 Amp 120V
- **Battery Level Indicator:** Digital
- **Speedometer Package:** Included

Body

- **Chassis:** Heavy Duty A-Frame Powder Coated Steel
- **Component Dimensions:** Open Cargo Box: 44" x 36" x 10"
- **Canopy:** Black Roof
- **Water Resistant seats:** Dark Brown Stitched Seat
- **Wheelchair Shuttle:** Fold Down Ramp, Chair Straps 34" Wide

Safety Features


- **Full Light Package:** LED Headlights, Tail Lights, Brake Lights, Rev Buzzer, Turn Signal, Rear Mirrors
- **Seat Belts:** Lap Belts - Included
- **USB Power Source:** Dual 12V Plugs
- **Brakes:** 4 Wheel Premium Hydraulic Disc Brakes
- **Park Brake:** Electronic Motor Brake
- **Gear Selection:** Forward / Neutral / Reverse
- **Windshield:** Folding Windshield Standard - DOT Safety Available (with electric wiper)

Steering & Suspension

- **Steering Mechanism:** Self-Adjusting Rack and Pinion
- **Suspension (Front/Rear):** Heavy Duty Coil Over Shocks
- **Tires:** DOT 205/50 - 10"/6-ply
- **Wheels & Tires:** Aluminum Rims Standard with 205/50 - 10"/6-ply
- **Drivetrain:** 16:1 High Speed Rear Axle

Dimensions

- **Ground Clearance:** 5" Standard
- **Total Vehicle Capacity:** 6 Passenger or Wheelchair Accessible
- **Warranty:** 2 Year Limited
- **Turning Radius:** 190"
- **Overall Dimensions LxWxH:** 14ftx44inx71in





C80 Specs

- **Colors Available:** White
- **Street Legal LSV Option:** Upgrade available WITH 17 Digit VIN

Power

- **Motor Type:** 5kW
- **Controller:** 450 Amp Programmable Controller
- **Speed:** Standard Speed 19 mph (programmable up to 25 mph)
- **Battery:** (8) Maintenance Free 6V Batteries or Lithium Upgrade (51V/ 105 Amp or 70.4V/ 105 Amp)
- **Charger:** Onboard - 15 Amp 120V
- **Battery Level Indicator:** Digital
- **Speedometer Package:** Included

Body

- **Chassis:** Heavy Duty A-Frame Powder Coated Steel
- **Canopy:** Black Roof
- **Water Resistant seats:** Dark Brown Stitched Seat

Safety Features

- **Full Light Package:** LED Headlights, Tail Lights, Brake Lights, Rev Buzzer, Turn Signal, Rear Mirrors
- **Seat Belts:** Lap Belts - Included
- **USB Power Source:** Dual 12V Plugs
- **Brakes:** 4 Wheel Premium Hydraulic Disc Brakes
- **Park Brake:** Electronic Motor Brake
- **Gear Selection:** Forward / Neutral / Reverse
- **Windshield:** Folding Windshield Standard - DOT Safety Available (with electric wiper)

Steering & Suspension

- **Steering Mechanism:** Self-Adjusting Rack and Pinion
- **Suspension (Front/Rear):** Heavy Duty Coil Over Shocks
- **Tires:** DOT 205/50 - 10"/6-ply
- **Wheels & Tires:** Aluminum Rims Standard with 205/50 - 10"/6-ply
- **Drivetrain:** 16:1 High Speed Rear Axle

Dimensions

- **Ground Clearance:** 5" Standard
- **Total Vehicle Capacity:** 8 Passenger
- **Warranty:** 2 Year Limited
- **Turning Radius:** 190"
- **Overall Dimensions LxWxH:** 14ftx44inx71in

