

- **SINGLE NEEDLE, WALKING FOOT MACHINES IN REGULAR AND EXTENDED WORKSPACE MODELS**
- **ZIG-ZAG MACHINES OF ALL TYPES**
- **DOUBLE NEEDLE MACHINES**
- **EXTRA-HEAVY DUTY MACHINES**

**THE QUALITY GOES IN BEFORE THE NAME GOES ON**

Specifications 206RB-5:  
Max stitch: 2½ s.p.i (10mm)  
Max speed: 3300 S.P.M.  
Clearance Under Foot: 9/16" (14mm)  
Needle Bar Stroke: 1-5/16" (33 mm)

**SINGLE NEEDLE • WALKING FOOT**

**TRIPLE FEED: Drop Feed, Needle Feed and Alternating (Walking) Presser Feet**


**EXTRA LONG STITCH, HIGH SPEED, HEAVY DUTY, SINGLE NEEDLE, REVERSE FEED, HORIZONTAL SIDE LOAD HOOK**

**206RB-5**



Side Load Hook

**206RBL-18**



Side Load Hook

**LARGE BOBBIN**

**206RBL-25**



Side Load Hook

Specifications 206RB-5:  
Max stitch: 2½ s.p.i (10mm)  
Max speed: 3300 S.P.M.  
Clearance Under Foot: 9/16" (14mm)  
Needle Bar Stroke: 1-5/16" (33 mm)

Don't forget the heavy duty stand




**206RBL-30-1 EXTRA-LONG BED MACHINE**

with the same general specifications as the rest of the 206 series



- Oil Pump System / Adjustable Oil Flow / Oil Gauge
- Engageable Center Handwheel

Max stitch: 2½ s.p.i (10mm)  
Max speed: 1800 S.P.M.  
*\* Speed depends on thread, material and operation.*



Side Load Hook

**205RB-1 ALTERNATING PRESSER FEET**

Single needle, drop feed, Lockstitch machine. Large horizontal axis rotary hook and bobbin, reverse feed, semi-automatic lubrication.



**LARGE BOBBIN**

change bobbin without removing sewing

Specifications:  
Max stitch: 8 mm  
Max speed: 2000 S.P.M.\*  
Presser Foot Lift: (by Hand) 1/4" (6.5 mm) (by Foot) 5/8" (16 mm)

**255RB-3**

**HEAVY DUTY SINGLE NEEDLE TRIPLE FEED**

Specifications:  
Max stitch: 2½ s.p.i (10mm)  
Max speed: 3000 spm.  
Clearance Under Foot: 9/16" (14mm)  
Needle Bar Stroke: 1-5/16" (33 mm)  
Work Space: 10-1/4" (258 mm)



**TOP LOAD HOOK**


**LARGE BOBBIN**

WITH LARGE BOBBIN AND VERTICAL AXIS HOOK  
CENTRA-LUBE® SEMI-AUTOMATIC LUBRICATION SYSTEM  
2½ S.P.I. (10mm) STITCH LENGTH  
REVERSE FEED  
SAFETY CLUTCH


# CN2053R-1A ZIG-ZAG



- HORIZONTAL AXIS ROTARY HOOK
- REVERSE FEED
- ADJUSTABLE REVERSE STITCH LENGTH
- COMBINATION ZIG-ZAG AND STRAIGHT STITCHER
- NEEDLE POSITIONING ADJUSTMENT (Right • Center • Left)
- METAL GEARS (HARDENED STEEL)



# ZIG-ZAG CN2053R-2A with the "2A" Zig-Zag stitch pattern



# CN2053R-DD ZIG-ZAG / DIRECT DRIVE AUTO FUNCTIONS



- Direct Drive Built-in Servo Motor
- Variable Speed Control
- Digital Controls
- Horizontal Axis Rotary Hook - Front Load
- Reverse Feed
- Adjustable Reverse Stitch Length
- Combination Zig-zag And Straight Stitcher
- Needle Position Adjustment (right • center • left)
- Needle Position (stop-up / stop-down)



# CN2073R-DSM ZIG-ZAG / DECORATIVE STITCH MACHINE MICROPROCESSOR CONTROL

Model CN2073R-DSM can be used for decorative seaming on thin, medium and thick fabrics. For bras, underwear, gloves, garments, shoes, caps, leather, bags, etc.

**Stitch Pattern Samples** (Actual patterns may differ from examples shown)



# CP146RL PORTABLE WALKING FOOT MACHINE

- WITH
- Horizontal Oscillating Hook
- Reverse Stitching, Built-in 110vac Motor
- Link Type Thread Take-up Lever
- Foot Pedal, 110 V Built-In Motor



No Stand Required

Carrying Case NOT included!  
AVAILABLE SEPARATELY: OPTIONAL CARRYING CASE -

## CN2093R ZIG-ZAG

- Single Needles, Drop Feed, Reverse Feed
- Automatic Lubrication
- Horizontal Axis Rotary Hook
- Adjustable Reverse Stitch Length
- Combination Zig-zag And Straight Stitcher
- Needle Position Adjustment (*right•center•left*)
- Metal Gears (hardened Steel)



## CN2093R-DD



### ZIG-ZAG

Same as CN2053R-DD but with OIL PUMP

- Direct Drive Built-in Servo Motor
- Variable Speed Control
- Digital Controls

### AUTOMATIC LUBRICATION

- Horizontal Axis Rotary Hook - Front Load
- Reverse Feed
- Adjustable Reverse Stitch Length
- Combination Zig-zag And Straight Stitcher
- Needle Position Adjustment (*right•center•left*)
- Needle Position (*stop-up / stop-down*)
- Metal Gears (hardened Steel)



## 366-30 HEAVY-DUTY, LONG ARM, ZIG-ZAG MACHINE

With


- Large Transverse Shuttle Hook and Bobbin
- Bobbin Winder on Top of Machine Head
- Center Handwheel
- Presser Foot Lift up to 20 Mm
- Up to 12 Mm Zig-Zag
- Work Space: 760 x 175 mm

Available Two Ways

**Model 366-30**

**Model 366-30P**  
(with Puller)

- Fast conversion to different stitches and needle sizes
- Stitch control cams, hook, bobbin and shuttle race can be easily accessed by loosening a knurled nut



## SKZ-6R / SKZ-6R-3

Extra Large Rotary Hook  
Extra Wide Zig-Zag  
with Reverse Feed

Model SKZ-6R



### AVAILABLE OPTION: PULLER


Picture of Model SKZ-6P with optional puller installed



**CLINTON INDUSTRIES**  
"SERVING THE SEWING INDUSTRY SINCE 1954"

Optionally available from Clinton Industries:

- Automatic Footlift
- Automatic Backtack
- Automatic Puller Lift



Model  
**SKZ-6R**  
**SKZ-6R-3**

**THE QUALITY GOES IN  
BEFORE THE NAME GOES ON  
June, 2023**

©2023 Consew USA -0623

Note: The actual machine may look different from the photos shown as to color and exact placement or style of levers and knobs.

4

**DOUBLE NEEDLE**

**333RB-3** **DOUBLE NEEDLE  
NEEDLE FEED**

High Speed  
Compound Feed:  
Drop Feed,  
Needle Feed  
Lockstitch  
Machine



**LARGE  
BOBBIN**

**339RB-4** **DOUBLE NEEDLE  
WALKING FOOT**

Extra Long 2-1/2 Stitches/Inch  
(10 mm Stitch Length)

**TRIPLE FEED:**  
Drop Feed, Needle Feed  
and Alternating (Walking)  
Presser Feet

**LARGE  
BOBBIN**



**328RB-2** **DOUBLE NEEDLE  
WALKING FOOT**

**ANGULAR  
STITCHING**

Disengageable right and  
left needle bars

High Speed,  
2-Needle  
(Split  
Needle Bar)



**733R-5**

**Extra Heavy Duty**  
with  
Extra High Foot Lift-  
(1 1/4"), Two Row Feeder  
Reverse Stitching  
Extra Large, Long-beak  
Oscillating Shuttle  
Hook And Bobbin  
Reverse Feed



*Also Available:*

**733R-6**

1-11/32" Extra  
high foot lift

**744/745 Series**

Extra Heavy Duty, Drop Feed, Needle Feed, Alt. Presser Feet

With  
Extra Large Bobbin(s)  
Built-in Bobbin Winder  
Puller Optional



Model 745R-30

**Single  
Needle** 744R-10 -10"arm  
744R-20 -20"arm  
744R-30 -30"arm

**Double  
Needle** 745R-10 -10"arm  
745R-20 -20"arm  
745R-30 -30"arm